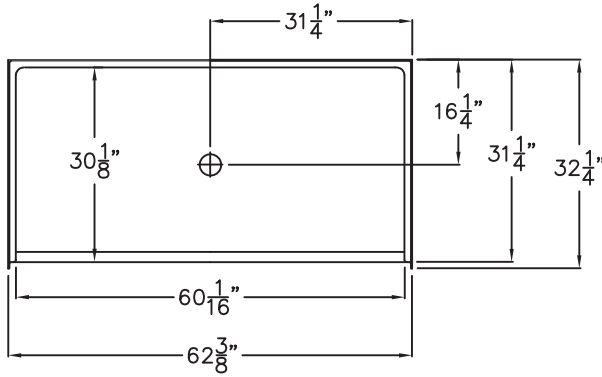


# Comfort Series

## SUBMITTAL DATA

TOP VIEW



Surface

SIDE VIEW

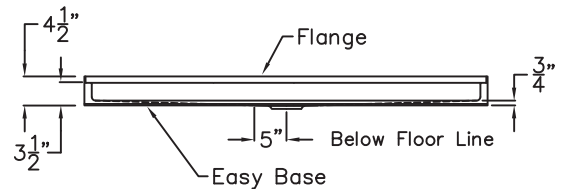


### Barrier Free Shower Pan ADA

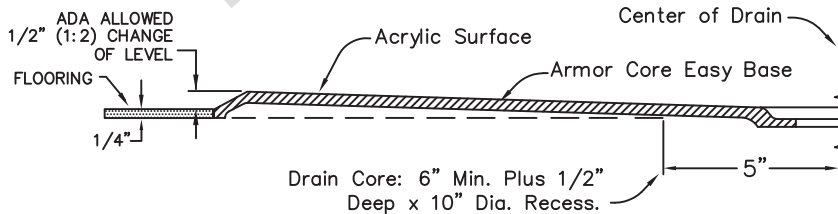
The shower pan shall be Praxis model MPB 6232 BF pan center drain. Finished surface shall be of an applied acrylic. The base shall be attached to the sump of the unit in such a manner to form an integral part with an inner and outer coating of polyester resin. The unit shall have outside dimensions of 62 5/8" x 32 1/4" x 4 1/2". The unit meets CSA B45.5, ANSI Z124.1.2, and complies with ADA, and ICC-ANSI A117.1 when configured with walls above that include code required accessories such as grab bars, valve with hand shower and seat. (Walls above by others, or use MP 6232 BF 5P sectional shower stall).

- This enclosure shall be equipped with the following installed accessories:
- 1) Low entry 3/4" change of level threshold,
  - 2) Slip resistant surface on floor,
  - 3) Factory installed Armor Core Easy Base.

FRONT VIEW



### Detail of 3/4" Threshold



DUE TO THE NATURE OF THE MATERIALS INVOLVED  
UNIT DIMENSIONS MAY VARY ± 1/2 INCH

Job Name:	<b>PRAXIS</b>
Approved By Print Name:	Drawing#: MPB 6232 BF .75 COL PAN Easy Base
Approved By Signature: _____	Date: 3-31-09      Revised: 7-24-19
Rep.: _____	Wholesaler: _____      Quote No. _____

PRAXIS INDUSTRIES, INC.  
ROUTE 1, BOX 46D - SAVANNAH, TN 38372  
1 (800) 443-7269 - FAX (901) 925-4290