



# 6" DELUXE UNIVERSAL TC HOUSING

INCANDESCENT LAMPS

TC2

Project: \_\_\_\_\_

Fixture Type: \_\_\_\_\_

Location: \_\_\_\_\_

Contact/Phone: \_\_\_\_\_

## PRODUCT DESCRIPTION

TC Housing design for use in non-insulated areas • If installed where insulation is present, the insulation must be pulled back 3" from all sides of the TC housing.

## PRODUCT SPECIFICATIONS

**Lamp** Lamp ratings based on trim selected—see reverse.

**Socket** Medium base porcelain with nickel-plated copper screw shell • Drop socket with spring to accommodate certain trim installation.

**Trims** Trim selection shown on reverse.

**Labels** U.L. listed for through-branch wiring, damp locations and IP • Product thermally protected against improper use of lamps or insulation • Union made • UL Listed/CSA certified • Trims 20, 21, 22, 239, 240, 241, 242, 243 and 9900 are wet location approved for covered ceiling applications • Trims 28, 29 are wet location approved for covered ceiling applications, **when used with outdoor rated lamps.**

**Testing** All reports are based on published industry procedures; field performance may differ from laboratory performance.

Product specifications subject to change without notice.

## INSTALLATION

**Real Nail 3 Bar Hangers** Telescoping, patent-pending Real Nail 3 system permits quick placement of housing anywhere within 24" O.C. joists or suspended ceilings • Integral T-bar notch and clip secures housing in suspended ceiling grid – no accessory clips required • 24" expansion stop allows quick placement of fixture in standard grid spacing • Bars scored in two locations for fast, clean breaking, allowing housing installation in tight applications • Bars captive to mounting frame • Edge-mounted for extra strength • Captive bugle-headed ring shank nail for quick one-step installation and easy removal with claw hammer for fixture relocation • Quick-Loc slot (location identified on the mounting frame) and oversized locking set screw lock fixture in position • Bar hanger foot contoured to align to bottom of construction joist • Alternate mounting holes included.

**Junction Box** Pre-wired junction box provided with (5) ½" and (1) ¾" knockouts, (4) Non-metallic sheathed cable connectors and ground wire, U.L. listed/CSA certified for through-branch wiring, maximum 8 No. 12 AWG 90° C branch circuit conductors (4 in, 4 out) • Junction box provided with removable access plates • Knockouts equipped with pryout slots.

**Mounting Frame** 22-gauge die-formed galvanized steel mounting frame • Rough-in section (junction box, mounting frame, housing and bar hangers) fully assembled for ease of installation • Sight lines embossed on mounting frame to allow for easy viewing when aligning fixtures.

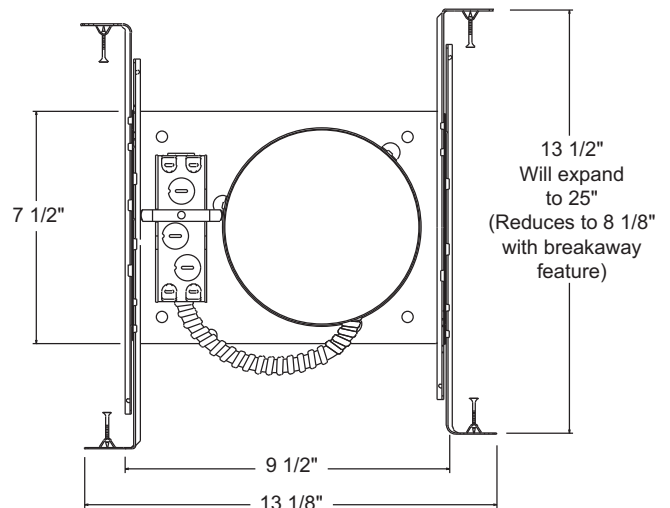
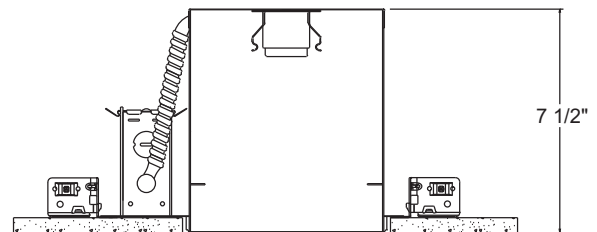
**Housing** TC housing, 22-gauge white painted steel • Housing is vertically adjustable to accommodate up to a 2" ceiling thickness.

## PRODUCT CODES

Catalog Number	Input Voltage	Lamp Rating (max.)
TC2	120V	A19/A21/BR30/BR40/MR16/PAR16/PAR20/PAR30/PAR30L/PAR38/R20/R30 (See reverse for max. trim rating)






























































































REV-2/09

## DIMENSIONS



6 7/8" CEILING CUTOUT

## TRIMS/LAMPS

Cat. No.	Description	Max. Lamp Rating	Cat. No.	Description	Max. Lamp Rating
 <b>23B-WH</b>	Pinhole with black baffle	50W PAR20/R20	 <b>226B-WH</b>	Black Cylinder w/Black Baffle	60W PAR16
 <b>24B-WH</b>	Conical Black Baffle	75W PAR30L, 65W BR30	 <b>226W-WH</b>	White Cylinder w/White Baffle	
<b>24B-SC</b>	Conical Black Baffle		 <b>228-WH</b>	R20 Regressed Eyeball	50W PAR20/R20
<b>24B-ABZ</b>	Conical Black Baffle		 <b>229-WH</b>	BR30 Regressed Eyeball	75W PAR30L, 65W BR30
<b>24B-BL</b>	Conical Black Baffle		 <b>229-SC</b>	BR30 Regressed Eyeball	
<b>24W-WH</b>	Conical White Baffle		 <b>229-ABZ</b>	BR30 Regressed Eyeball	
 <b>25B-WH</b>	Straight Black Baffle	150W PAR38, 120W BR40	 <b>229-BL</b>	BR30 Regressed Eyeball	
<b>25B-SC</b>	Straight Black Baffle		 <b>248W-WH</b>	R20 Eyeball in White Baffle	50W PAR20/R20
<b>25B-ABZ</b>	Straight Black Baffle		 <b>249B-WH</b>	BR30 Eyeball in Black Baffle	75W PAR30L, 65W BR30
<b>25B-BL</b>	Straight Black Baffle		 <b>249W-WH</b>	BR30 Eyeball in White Baffle	
<b>25W-WH</b>	Straight White Baffle		 <b>264B-WH</b>	PAR30 Adjustable Conical Black Baffle	75W PAR30
 <b>26C-WH</b>	Straight Cone - Clear Alzak®	150W PAR38, 120W BR40	 <b>264W-WH</b>	PAR30 Adjustable Conical White Baffle	
 <b>26G-WH</b>	Straight Cone - Gold Alzak®		 <b>267C-WH</b>	PAR30 Adjustable Cone - Clear Alzak®	75W PAR30
 <b>26B-WH</b>	Straight Cone - Black Alzak®		 <b>267G-WH</b>	PAR30 Adjustable Cone - Gold Alzak®	
 <b>26PT-SC</b>	Straight Cone - Pewter Alzak®		 <b>267B-WH</b>	PAR30 Adjustable Cone - Black Alzak®	
 <b>26W-WH</b>	Straight Cone - Gloss White		 <b>267HZ-WH</b>	PAR30 Adjustable Cone - Haze	
 <b>26HZ-WH</b>	Straight Cone - Haze		 <b>267WHZ-WH</b>	PAR30 Adjustable Cone - Wheat Haze	
 <b>26WHZ-WH</b>	Straight Cone - Wheat Haze		 <b>XR30101WH</b>	AVIO Square Gimbal Ring - White	75W PAR30
 <b>27C-WH</b>	Tapered Cone - Clear Alzak®	75W PAR30L, 65W BR30	 <b>XR30101BL</b>	AVIO Square Gimbal Ring - Black	
 <b>27G-WH</b>	Tapered Cone - Gold Alzak®		 <b>XR30101GP</b>	AVIO Square Gimbal Ring - Graphite	
 <b>27B-WH</b>	Tapered Cone - Black Alzak®		 <b>XR30101SL</b>	AVIO Square Gimbal Ring - Silver	
 <b>27PT-SC</b>	Tapered Cone - Pewter Alzak®		 <b>20-WH ♦</b>	Albalite	75W A19
 <b>27W-WH</b>	Tapered Cone - Gloss White		 <b>20-PW ♦</b>	Shower/Closet Light	
 <b>27HZ-WH</b>	Tapered Cone - Haze		 <b>240-WH ♦</b>	Albalite with Reflector	100W A19
 <b>27WHZ-WH</b>	Tapered Cone - Wheat Haze		 <b>240-PW ♦</b>	Shower/Closet Light	
 <b>27WHZ-ABZ</b>	Tapered Cone - Wheat Haze		 <b>21-WH ♦</b>	Drop Opal	75W A19
 <b>28B-WH ♦♦</b>	Conical Black Baffle	100W A19, 150W A21, 150W PAR38, 75W PAR30, 75W PAR30L, 85W BR30, 120W BR40	 <b>21-PW ♦</b>	Shower/Closet Light	
 <b>28W-WH ♦♦</b>	Conical White Baffle		 <b>241-WH ♦</b>	Drop Opal with Reflector	100W A19
 <b>29C-WH ♦♦</b>	Deep Cone - Clear	100W A19, 150W A21, 100W PAR38, 75W PAR30, 75W PAR30L, 85W BR30, 120W BR40	 <b>241-PW ♦</b>	Shower/Closet Light	
 <b>29W-WH ♦♦</b>	Deep Cone - White		 <b>242-WH ♦</b>	Shower Trim, Frosted Lens with Clear Center	120W PAR38
 <b>230CB-WH</b>	Economy Multiplier - Clear w/Black Baffle	100W A19	 <b>242-SC ♦</b>	Fresnel	75W A19
 <b>230CW-WH</b>	Economy Multiplier - Clear w/White Baffle		 <b>242-ABZ ♦</b>	Frosted Lens	
 <b>232C-WH</b>	Multiplier - Clear Alzak®	100W A19, 150W A21	 <b>22-WH ♦</b>	Scoop Wall Wash w/Black Baffle	75W A19
 <b>232G-WH</b>	Multiplier - Gold Alzak®	100W A19, 150W A21	 <b>239-WH ♦</b>	Scoop Wall Wash w/White Baffle	75W A19
 <b>232W-WH</b>	Multiplier - Gloss White	100W A19	 <b>261B-WH</b>	Decorative Swirled Etched Opal Glass	100W A19
 <b>232HZ-WH</b>	Multiplier - Haze	100W A19, 150W A21	 <b>261W-WH</b>	Decorative Swirled Etched Opal Glass	
 <b>232WHZ-WH</b>	Multiplier - Wheat Haze	100W A19, 150W A21	 <b>243-WH ♦</b>	Luminous Disc (Frosted)	65W BR30
 <b>233C-WH</b>	Multiplier in Clear Alzak® w/Black Baffle	100W A19, 150W A21	 <b>9702</b>	Luminous Collar (Frosted)	75W BR30
 <b>244B-WH</b>	Shallow Black Baffle	75W PAR30/30L, 65W BR30	 <b>9024W-WH</b>	White Octagonal w/White Baffle	65W BR30
 <b>244W-WH</b>	Shallow White Baffle		 <b>9524-SC</b>	Chrome Band	65W BR30
 <b>247C-WH</b>	Shallow Cone - Clear Alzak®	75W PAR30/30L, 65W BR30	 <b>9900-WH ♦</b>	Fluted Opal Lens	75W A19
 <b>247G-WH</b>	Shallow Cone - Gold Alzak®		 <b>424B-WH</b>	Downlight or Adjustable w/Black Baffle	50W MR16
 <b>247B-WH</b>	Shallow Cone - Black Alzak®		 <b>427W-WH</b>	White Cylinder w/White Baffle/White Bezel	50W MR16
 <b>247HZ-WH</b>	Shallow Cone - Haze				
 <b>247WHZ-WH</b>	Shallow Cone - Wheat Haze				
 <b>250-WH</b>	Open Frame	65W BR30			
 <b>250-SC</b>	Open Frame				
 <b>250-ABZ</b>	Open Frame				
 <b>251-WH</b>	Open Frame	120W BR40, 250W R40 Heat Lamp			
 <b>254B-WH</b>	Deep Baffle - Black	75W PAR30, 100W PAR38			
 <b>254W-WH</b>	Deep Baffle - White				
 <b>257C-WH</b>	Deep Cone - Clear Alzak®	75W PAR30,			
 <b>257B-WH</b>	Deep Cone - Black Alzak®	100W PAR38			
 <b>257G-WH</b>	Deep Cone - Gold Alzak®				
 <b>257HZ-WH</b>	Deep Cone - Haze				
 <b>257WHZ-WH</b>	Deep Cone - Wheat Haze				
 <b>224B-WH</b>	Gimbal in Black Baffle	150W PAR38/3 Side Prong			
 <b>224W-WH</b>	Gimbal in White Baffle				
	Can also be used w/med. screw base lamps				

♦ UL Listed for use in wet location.

♦♦ UL Listed for use in wet location with outdoor rated lamp.

\*\* NOTE: TR6 Trim Ring compatible with 24, 25, 26, 27, 244, 247, 254, 257, 264, 267, 9900 trims.

JUNO LIGHTING GROUP  
by Schneider Electric

1300 S. Wolf Road • Des Plaines, IL 60018 • Phone (847) 827-9880 • Fax (847) 827-2925  
 220 Chrysler Drive • Brampton, Ontario • Canada L6S 6B6 • Phone (905) 792-7335 • Fax (905) 792-0064  
 Visit us at [www.junolightinggroup.com](http://www.junolightinggroup.com)

Trim Size: 7<sup>5</sup>/<sub>8</sub>" O.D. (except Cat. Nos. 20, 21, 22, 228, 229, 240, 241, 251, 9000, 9024 - 8" O.D., Cat. No. 9702 - 7<sup>3</sup>/<sub>4</sub>" O.D.).  
 Trim Finish: ABZ - Classic Aged Bronze, BL - Black, GP - Graphite, PW - Plastic White (Polycarbonate material shower trim), SC - Satin Chrome, SL - Silver, WH - White.  
 \* Use dimmers specifically designed for low voltage magnetic transformers.  
 Alzak is a registered trademark of Alcoa Corp.  
 Note: In Canada when insulation is present, Type IC fixtures must be used.