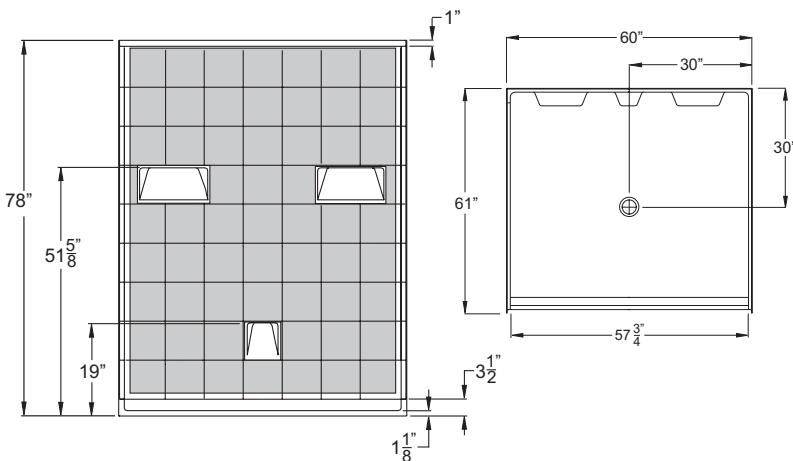
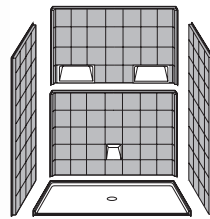


# Multi-piece Showers

**MP 6060 BF 5P 1.125 C**



gray shading represents wood backing



Barrier Free  
Threshold



Gelcoat  
Finish

OUTER DIMENSION	60" x 61" x 78"
ENCLOSURE (up to)	57.75" x 72.75"
THRESHOLD	1.125" COL*
DRAIN	Center
HANDED	Drain
SHIPPING WEIGHT	563
LOAD FACTOR	2.4
TRUCK LOAD FACTOR	2.4

## NOTES

\*COL Change of level threshold has a manageable 0.25" vertical rise to easily coordinate with minimum finished flooring.

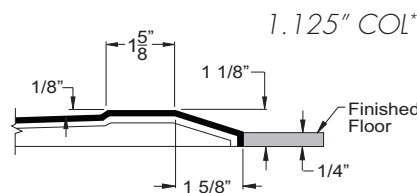
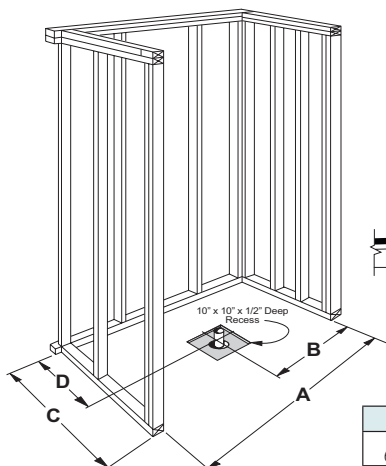
**CODES** IPC, UPC, ANSI Z 124.2 NAHB, HUD and FHA.

**EasyBase™** Self-supporting and pre-levelled shower base, EasyBase™, is standard on all barrier free multi-piece showers. EasyBase™ is not offered on EasyStep™ models.

**WOOD BACKING** All multi-piece showers are offered standard with plywood reinforced walls.

**RAPID SHIP** All multi-piece showers are in stock for rapid shipment - ships in four business days.

**WARRANTY** All multi-piece showers are offered with an unprecedented thirty year limited warranty.



A	B	C	D
60.25"	30.125"	61.25"	30.125"



Empowering People Of All Ages & Abilities  
The Praxis Companies, LLC | Praxis Makes Perfect  
800.443.7269 | praxiscompanies.com